


Using OmniFile Full Text Mega






Description: This is an index to periodical articles in scholarly journals and popular magazines, covering all subject areas, with abstract summaries and full-text available for many articles. Included are articles published from 1982 forward, although the start date for each subject area and periodical varies. Make sure **Omnifile Full Text Mega** is selected in the database selection area.


Getting Started:

Advanced Search This is the default search screen. You will use this for most searches, although you may use the **Basic Search** if you have a very simple search for which you do not need to use alternate terms or to mix search terms. Additional search options may be found on the blue menu bar.

Place the words or phrases for each of your concepts on different lines. **All – Smart Search** will look for the word(s) in the subject headings, article title, abstract summary, author, journal name, and full text of the article. Click on the  to limit your search to author, subject, keyword, title, etc.

TOPIC: I'm looking for information on the effects of **urban sprawl** on **farms**

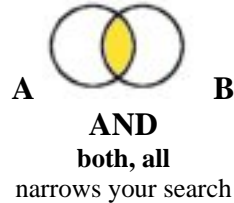
FIND	<input type="text" value="urban sprawl"/>	as:	All - Smart Search 
	and 		All - Smart Search 
	and 		All - Smart Search 

Sort By: 

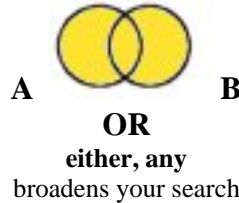
Search

Combining Concepts:


AND, OR, and NOT are Boolean operators, also known as connectors



A AND B search results are only the portion of overlap between the circles.
“pollution and chesapeake bay”



A OR B search results are anything in either circle; use this for synonyms or terms that you are using interchangeably.
“pollution or runoff”



A NOT B search results are the portion of the circle on the left that does not overlap with the circle on the right.
“pollution not automobile”

If I am looking for information on the effects of urban sprawl on farms but I'm not interested in shopping malls, my search could look like this:

FIND	<input type="text" value="urban sprawl or land development"/>	as:	All - Smart Search 
	and 		All - Smart Search 
	not 		All - Smart Search 

Sort By: 

Search

Finding Variant Forms of Words (also called: **truncation**, rooting, stemming, or wildcards) This allows you to do a single search for items having different forms of a word. **All - Smart Search** automatically does this. In other searches, use the **asterisk*** to find variations of a word.

farm* finds farm, farms, farming, farmer, farmed, farming-related, etc.



Limiting Your Search: You may limit your search to only find items that have Full Text Articles, to Peer Reviewed publications (this means “scholarly journals”), to articles published in a certain date range, to types of articles such as book reviews or interviews, or to a particular subject area such as Social Science or Business.


Limit Dates to: Any Year
 Within last 12 months
 From Year:
 To Year:

Limit to: Full Text Articles
 Page Image (PDF)
 Peer Reviewed
Expand: Also search within the full text of the articles, for extra results

Document Type: Book review
Physical Description: All

Subject Area: Library & Information Science (LIB)
 Readers' Guide (Current Events) (RDG)
 Social Science (SS)

Displaying Results: Click on the article title to view more information on it, or click on the item’s format symbol ( **Full Text HTML** or  **Full Text PDF**) to read the article, where available. PDF gives you a scanned image and exact pages for citing any quotes you use in your paper. If the full text is not available, use the **CHECK A-Z Search Journals A-Z** link to check the library holdings for the journal. If the journal is not available in the library or online, use the **ILL Request via ILL** link to get the article through Interlibrary Loan.

80% 1 Smith, P. A. [The Milk Hau](#). *Gastronomica (Berkeley, Calif.)* v. 8 no. 1 (Winter 2008) p. 69-74 
CHECK A-Z [Search Journals A-Z](#) **ILL** [Request via ILL](#)

80% 2 [Freshen Up](#) [Farmer’s market locally grown produce; table]. *Backpacker* v. 36 no. 7 (September 2008) p. 55
 [Full Text HTML](#) **CHECK A-Z** [Search Journals A-Z](#)

Marking Items: You can mark items by clicking in the box next to the title on either the page of citations or on the screen for the individual item. You can later print, email or save your marked items.

Printing Items: You can either print directly from the article or abstract page, or you may print several selected items at the same time. To print multiple items that you have marked, click on “Get Marked” and then choose the “Print Email Save” button from the menu on the top.

PRINT EMAIL SAVE

If you want to print, email, or save **full text articles**, make sure the option for “Include HTML Full Text” is checked. You may also change the “Brief Citation Display” from HTML to the APA, MLA, or Chicago citation formats.

Fields: Brief Citation Display (Use when "Citing" articles)
 All Citation Fields | [Custom Display](#)

HTML

Include HTML Full Text (when available)

Emailing Items: This is a timesaver when you are ready to do your bibliography or reference list, as you can just cut and paste the formatted citation. **If you want the PDF versions that include illustrations, make sure you check the option to “Include PDF FULL TEXT as a separate attachment, if available.”**

Exiting: Just close your browser, go to another web site, or click on “Exit Program” to exit. In order to return quickly to the library’s home page, click on the “Library Home” link in the right-hand menu.